

# CONCORDE II



\* Concorde II shown with optional square bonded windows with full blackout

## Cruise in Style and Strength!

The Concorde II boasts superior Glaval engineering and the attributes that offer a truly impressive medium-duty bus for a variety of applications!

Built on the rugged Ford F-650 airporter-style chassis with a Cummins engine and 2200 Allison transmission, its rear air suspension and 22.5" wheels give you an unsurpassed ride and driving experience. The Concord II provides the ultimate in performance, comfort and durability. The rear kneeling feature makes accessing luggage compartments a breeze!

With sleek, aerodynamic styling, seating up to 40 passengers, a cutting edge front upper panoramic window for better viewing and durable "steel-cage" construction, the Concorde II is brawn and beauty, built for a long service life at an economical price.

### Specifications

Model	Concorde II
Chassis	Ford F-650
Wheelbase	242"/260"/281"
Engine	5.9L Cummins
Transmission	Allison 2200
Tires	Radial
Exterior Height	127"
Exterior Width	96" or 102"
Interior Height	78"
Interior Width	92" or 98"
Length	30'/32'/34'/36'/38'/40'
GVWR	26,000

Specifications subject to change without notice.



**Sales: 866-BUS-SALE**

www.BestBusSales.com | sales@BestBusSales.com

"Steel-Safe" construction wraps passengers in strength and comfort. The subfloor of welded rectangular tube steel is covered with 5/8" pressure-treated MarineTech

**Altoona Tested**  
10 Years/350,000 Miles

Pending

plywood. A welded steel cage frame is filled with solid-block dense foam insulation and laminated to a galvalume steel exterior skin and an interior wall of vinyl-covered luan for the side and rear walls that give you the durability and strength you need. All Glaval buses have a 5-year/100,000 mile limited warranty.

**Glaval Bus**

A Division Of Forest River, Inc.



## Standard Features

### Chassis

- Ford F-650
- Cummins 5.9L
- 270 Amp Alternator (Leece Neville)
- 240 HP
- Dual 50 Gallon Fuel Tanks
- Allison Transmission (2200)
- Spring Actuated Park Brake
- Automotive Air
- Rear Air Suspension with Dump Valve
- Easy Tilt Hood
- Intermittent Wipers
- 2 Batteries 1800 CCA
- Cruise Control
- High Idle
- Power Steering
- Tilt Steering
- Dual Rear Wheels (22.5")
- Radial Tires
- Halogen Headlamps
- Block Heater
- Dual Cab Doors (Air Porter)
- Air Ride Driver's Seat
- Co-Pilot Seat
- 22.5" Tires
- Front Tow Hooks
- AM/FM CD Player with 8 speakers
- Chrome Front Bumper and Grill
- License Plate Holder

## Optional Features

### Chassis

- 300 HP
- Aluminum Wheels
- Engine Alarm/Shutdown
- Exhaust Streetside
- Hour Meter
- Hubodometer
- Spare Tire (shipped loose)
- Stainless Steel Wheel Inserts
- Telma Retarder
- Rear Tow Hooks
- Romeo Rim Rear Bumper
- Anti-Ride Bumper
- Chrome Exhaust Deflector (Gas Only)
- Front Air Ride Suspension

### Climate Control

- 108,000-120,000 BTU Air Conditioning
- Roof-Top Air Conditioning
- 35,000 BTU Heater
- 65,000 BTU Heater
- Ducted Air System (Carrier Air Conditioning Available)

### Electrical

- Destination Sign, Single
- Destination Sign, Multiple
- Dome Lights, Door Activated
- Door Ajar Buzzer and Light
- Electric Door, 40" with Aluminum Frame and Ext. Key Switch
- Keyless Entry
- 8D Battery with Slide-Out Tray

### Conversion

- Single-Piece Structural Panel Assembly Including Steel Frame, Dense Foam Insulation, and Luan Laminated to Galvanneal Steel Exterior and Grey Vinyl-Coated Luan Interior Walls and Ceiling
- Galvanneal Step Well
- 5/8" Pressure-Treated MarineTech Plywood Flooring
- Flooring, Gray Koroseal Ribbed Center; Smooth Under Seats; Cove Molding
- Fiberglass Front and ABS Rear Cap
- Fiberglass Fuel Tank Covers
- 32"x (22", 46" Windows with T-Slides)
- Electric Door, 30" with Aluminum Frame and Ext. Key Switch
- Track Seating
- Upper Panoramic Window
- Shade Above Driver (Pull-Out)
- Curbside Stainless Steel Stanchion
- Curbside Entrance Modesty Panel
- Flat Floor

### Interior

- Electrical Panel
- Circuit Breakers
- Interior 12V Lighting
- Stepwell Lights LED

### Exterior

- PA System
- 12V Fluorescent Light
- Speakers
- Two-Way Radio Prep
- TV/VCR or DVD Package; LCD Monitors
- Premium Sound System
- 19" LCD TV w/DVD Player
- 96" & 102" Widths Available
- Door, Rear Exit without Window
- Door, Rear Exit with 1 Window
- Door, Rear Exit with 2 Windows
- Painted, Galvanneal Steel Skin Roof
- Solid Windows
- Stepwell, Stainless Steel
- Underbelly Steel

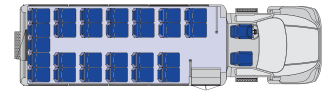
### Exterior Paint

- Custom Paint/Custom Graphics
- Painted Wheel Rims
- Various Graphics Packages
- Std. Blackout Windows
- Full Blackout Windows
- Painted Skirt

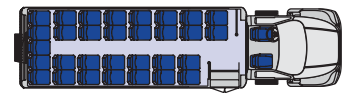
### Paratransit

- ADA Lighting (Lift and Door)
- ADA Signs
- Belt Storage Box
- Interlock System (CA Approved)


# CONCORDE II




27 passengers plus Driver and 1 in Cab



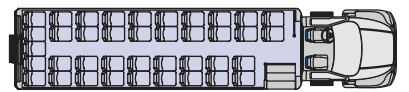
31 passengers plus Driver and 1 in Cab




39 passengers plus Driver and 1 in Cab



35 Passengers plus Driver and 1 in Cab, with secure rear cargo area.



39 passengers plus Driver and 1 in Cab



39 Passengers plus Driver and 1 in Cab, with secure rear cargo area.



Floor plans shown are only a few of the designs available. Due to continuous improvement and market changes, specifications and options subject to change without notice.

Your Glaval Bus Dealer:



**Sales: 866-BUS-SALE**

www.BestBusSales.com | sales@BestBusSales.com